





# Choose Your Own Safe Journey




Click for next slide.

You are going to meet the Awarewolves at Luna Park during the school holidays. What fun!

How are you going to travel to Luna Park?  
What trains, trams and/or buses will you take?



You and your friends walk to the nearest train station. You are going to take the train to Flinders Street Station and then change to Tram #16.



As you approach the station, you see the lights flashing, bells ringing, and the safety gates are closing. Your train is coming!

Oh No! The level crossing gate is closing. What are you going to do?

A) Run for it!

B) Run for it! But keep an eye out for the train.

C) Wait for it. You are going to have to miss this train and wait for the next one.

D) Go onto the road and look for another place to cross the tracks. Run for it!



Game Over! Please try again!

Never run to catch a train, or go onto the road! This is very dangerous. It is safer to wait till the crossing is clear and open to pedestrians

As you approach the station, you see the lights flashing, bells ringing, and the safety gates are closing. Your train is coming!

Oh No! The level crossing gate is closing. What are you going to do?

A) Run for it!

B) Run for it! But keep an eye out for the train.

C) Wait for it. You are going to have to miss this train and wait for the next one.

D) Go onto the road and look for another place to cross the tracks. Run for it!



Click to go back.

Not a wise choice. As you run for it, you see a train coming towards the station. You quickly stop and realise that the gates in front and behind you have closed. You are trapped! You push the emergency gate release button to get off the tracks. You try the level crossing again.

Next →



Very good choice!  
You should wait at the gates  
for the train to pass. You  
then move to the train  
station, realising that you  
are going to be late. But it is  
okay since being safe is  
more important.

Next →



**You reach the train station.** While waiting for the next train, you decide to call the Awarewolf to say that you will be late.


All of the sudden, your hand slips and your phone dropped onto the tracks between the platforms!  
Oh No! What are you going to do?

A) Quickly climb down the platform and pick up your phone.

B) Push the red Emergency Button on the wall.

C) Look for a train station staff and tell them your situation.

D) Look around to see that there is no train coming, then quickly climb down to pick up your phone.





Game Over! Please start again!

You must never climb down onto the track. This is one of the most dangerous things you can do.

Try again.

**You reach the train station.** While waiting for the next train, you decide to call the Awarewolf to say that you will be late.

All of the sudden, your hand slips and your phone dropped onto the tracks between the platforms!

Oh No! What are you going to do?

A) Quickly climb down the platform and pick up your phone.

B) Push the red Emergency Button on the wall.

C) Look for a train station staff and tell them your situation.

D) Look around to see that there is no train coming, then quickly climb down to pick up your phone.



Click to go back.

You push the red emergency button and get in touch with the operator. The operator tells you to talk to the train station staff. The station staff writes down your contact details and say that they will contact you after picking up your phone later in the day. You continue your journey to Luna Park.

Next →

# Unfortunately, the train station is unattended. What do you do now?

A) Quickly climb down the platform and pick up your phone.

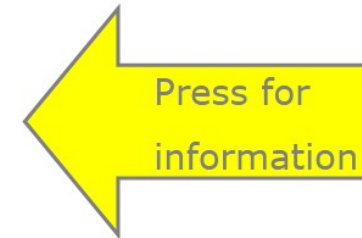
B) Look around to see that there is no train coming, then quickly climb down to pick up your phone.

C) Push the red Emergency Button on the wall.

D) Call the police.

E) Look for the nearest adult.

For an Emergency  
Red and Green Button



The operator tells you that the train station is unmanned, and that there will be staff to pick up your phone later in the day. You give your details to the operator and continue your journey to Luna Park.

Next →

The police directs you to a Public Transport officer. The officer takes down your details and says that they will get back to you after picking up your phone later in the day. You continue your journey to Luna Park.

Next →

The nearest adult says that you need to contact the train station staff. You look around for the stations staff. The station staff writes down your contact details and say that they will contact you after picking up your phone later in the day. You continue your journey to Luna Park.

Next →

As you climb down onto the train tracks, you see the train station staff coming towards you. They say that you are trespassing and there is a fine of \$3330 for adults and \$83 for a child.

Game Over! Please try again!

**You reach the train station.** While waiting for the next train, you decide to call the Awarewolf to say that you will be late.

All of the sudden, your hand slips and your phone dropped onto the tracks between the platforms!

Oh No! What are you going to do?

A) Quickly climb down the platform and pick up your phone.

B) Push the red Emergency Button on the wall.

C) Look for a train station staff and tell them your situation.

D) Look around to see that there is no train coming, then quickly climb down to pick up your phone.



Click to go back.


You climb down onto the train tracks.  
You are caught on CCTV and later received a fine for trespassing. The fine is \$330 for adults and \$83 for a child.

Game Over! Please try again!

**You reach the train station.** While waiting for the next train, you decide to call the Awarewolf to say that you will be late.

All of the sudden, your hand slips and your phone dropped onto the tracks between the platforms!  
Oh No! What are you going to do?

- A) Quickly climb down the platform and pick up your phone.
- B) Push the red Emergency Button on the wall.
- C) Look for a train station staff and tell them your situation.
- D) Look around to see that there is no train coming, then quickly climb down to pick up your phone.



The screenshot shows a train station platform. A red arrow points to a phone lying on the tracks between the platforms. To the right, there is a red emergency button on the wall. The text 'MIND THE GAP' is visible on the platform edge, and 'Emergency Assistance' is written at the bottom right of the screenshot.

Click to go back.



You reach the train station and tap on your Myki card. The train arrives and you quickly get in. It is crowded. What do you do?

A) Stand next to the doors.

B) Move toward the middle of the carriage.

C) You sit on the floor with your bag in front of you.



You stand next to the doors but your friend told you to move to the middle of the carriage, as more people are trying to squeeze in.

Next →



Excellent choice. You move to the middle of the carriage. The train ride continues.



You sit on the floor but your friend says to stand up with your bag between your legs to allow more room for other people.

Next →



You reach Flinders Street Station and get off the train. You try to get to the tram station quickly. What do you do?

A) Run along the train platform and run up the escalator to exit the train station.

B) Walk along the train platform and run up the stairs to exit the train station.

C) Walk along the train platform and use the escalator, holding on to the handrails.



You should not run in a train station. You might fall or bump into another person.

**Game Over! Please try again!**

You reach Flinders Street Station and get off the train. You try to get to the tram station quickly. What do you do?

A) Run along the train platform and run up the escalator to exit the train station.

B) Walk along the train platform and run up the stairs to exit the train station.

C) Walk along the train platform and use the escalator, holding on to the handrails.



Click to go back.



Game Over! Please try again!

You should not run in a train station. You might fall or bump into another person.

You reach Flinders Street Station and get off the train. You try to get to the tram station quickly. What do you do?

A) Run along the train platform and run up the escalator to exit the train station.

B) Walk along the train platform and run up the stairs to exit the train station.

C) Walk along the train platform and use the escalator, holding on to the handrails.



Click to go back.



Well done!

Although you are in a hurry, you know how to be safe when travelling.

You tap off your Myki card as you leave the train station.



Next →



You walk across the road to the tram stop to wait for Tram #16 from Melbourne University to Kew via St Kilda Beach. As you are crossing, you...

A) Check the traffic lights. Listen up, look around, be aware.


B) Are thinking about how you are going to be late.

C) Look around and admire the buildings.



Well done!  
Although you are in a hurry, you know how to  
be safe when travelling.  
You remembered the Awarewolves'  
warnings.

Next →



Game Over! Please try again!

You are distracted  
crossing the road!  
Watch the Awarewolf  
videos again.

You walk across the road to the tram stop to wait for Tram #16 from Melbourne University to Kew via St Kilda Beach. As you are crossing, you...

A) Check the traffic lights. Listen up, look around, be aware.

B) Are thinking about how you are going to be late.

C) Look around and admire the buildings.



Click to go back.



# The tram comes but the doors do not open.

A) You try to force open the doors.

B) You wait for the doors to open.

C) You try to see the tram driver.



Game Over! Please try again!

Do not try to force the doors. The door might open suddenly and your hand could get caught! Ouch!

The tram comes but the doors do not open.



A) You try to force open the doors.

B) You wait for the doors to open.

C) You try to see the tram driver.

Click to go back.



Well done!  
You waited and then the  
door opens. You get in  
the tram and tap on  
your Myki card.

Next →



Well Done!  
You try to see the tram  
driver and she nods at  
you. Then the door  
opens. You get in the  
tram and tap on your  
Myki card.

Next →



You see a bunch of signs at the top of the tram doors.  
What do they mean?




Next →



You see Luna Park coming up.  
You quickly press the button or  
pull the chord to indicate that  
you want to get off the tram.

Next →



Yay! You reached Luna Park safely!







